

## Covid-19 in Iowa: Long Term Care Cases and Deaths

Figure 1. Average Weekly Number of Long Term Care Locations with Covid-19 Outbreaks, Iowa, 2020

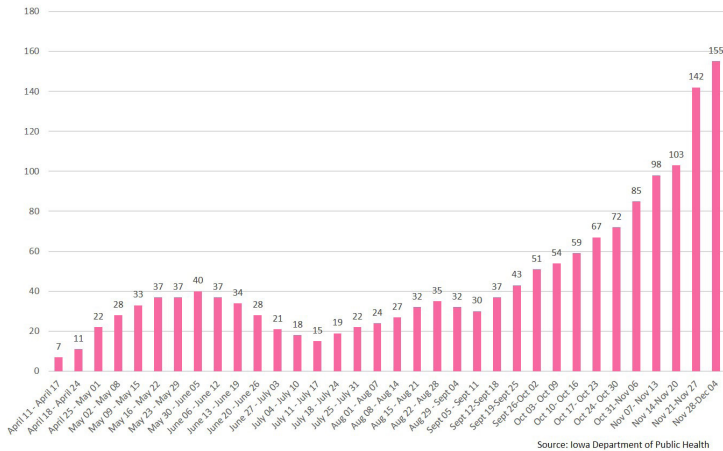


Figure 2. Weekly Average Long Term Care Covid-19 Positives, Recovered, and Actively Positive, Iowa, 2020

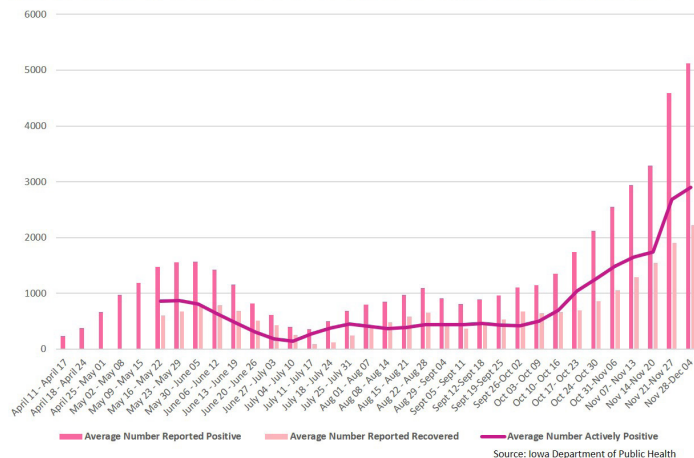
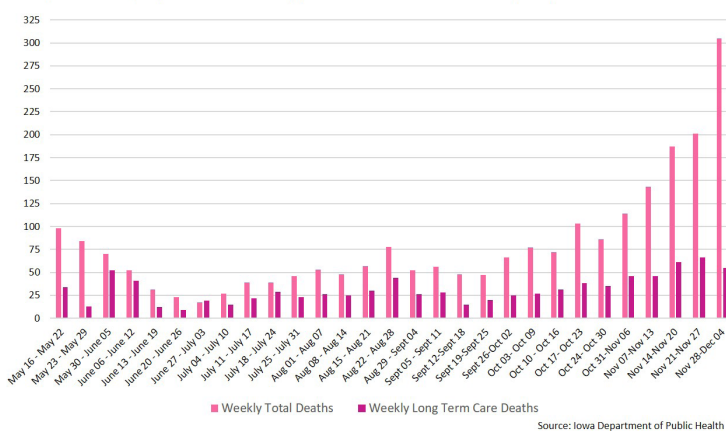


Figure 3. Weekly Reported Total and Long Term Care Deaths from Covid-19, Iowa, 2020



The Iowa Department of Public Health (IDPH)<sup>1</sup> has been reporting Covid-19<sup>2</sup> cases and deaths that have occurred in long term care facilities<sup>3</sup> since April and May, 2020. As reported by IDPH, the long term care data includes *both* facility residents and staff combined together in counts of cases and deaths.<sup>4</sup>

Initial reporting began with the name and county of the long term care facility and the number of positive cases reported for each. Early on, the state averaged weekly<sup>5</sup> fewer than 400 Covid-19 cases across a dozen long term care locations (Figure 1; Tables 1, 2). Community spread of Covid-19 increased statewide (Figure 4, Table 1), however, and long term care facilities experienced more cases as well. The weekly averages for long term care grew to 40 locations and more than 1,500 reported cases by early June. As the statewide spread of Covid-19 declined, so also did long term care cases and eventually the number of cases and locations went down. The average weekly numbers dropped to 15 locations and fewer than 400 reported cases by the week of July 17th.

IDPH also began reporting, by facility and county, not only the number of persons reported positive but also the number that were determined to be recovered. However, in the daily reporting, the number of positive cases for any facility stays approximately at the highest number reported as long as the facility has *any* positive cases even though some are listed as recovered. The total reported cases continue to be carried forward until the facility goes off the list presumably when all the persons with Covid-19 have either recovered or passed away.

In order to get the number of persons in long term care facilities that are *actively* positive for Covid-19 at any given time, it is necessary to subtract the number reported recovered from the number reported positive. This then shows that the actual average weekly number of active positive cases statewide in long term care facilities, while over 850 for several weeks, declined to fewer than 200 in early July. Through late summer and early fall, the number of active cases in long term care facilities rose somewhat but stayed below 500 through early October (Figure 2, Table 1).

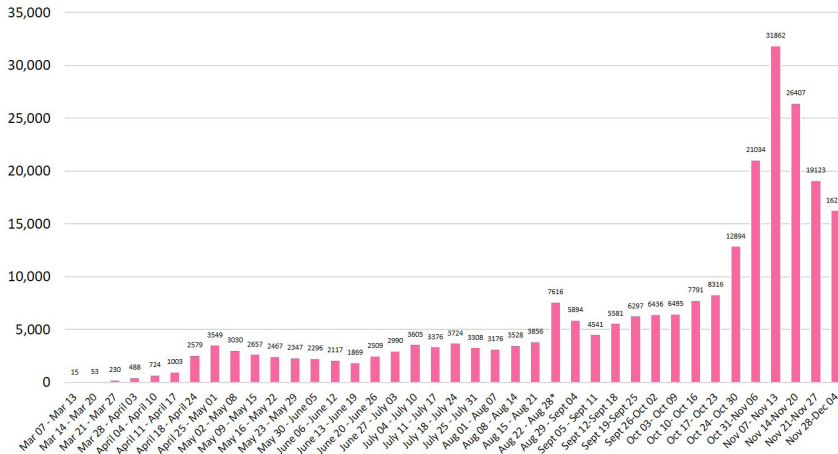
# Covid-19 in Iowa: Long Term Care Cases and Deaths

Table 1. Statewide and Long Term Care<sup>1</sup> Cumulative and Weekly Covid-19 Locations, Cases, and Deaths, Iowa, 2020.<sup>2</sup>

Week(s)	Statewide Cumulative		Statewide Weekly		Long Term Care Covid-19 Locations, Cases, Deaths						
	Total Cases	Total Deaths	Total Weekly Cases	Total Weekly Deaths	Long Term Care Weekly Deaths	Average Weekly Reported	Average Weekly Actively Positive <sup>3</sup>	Average Weekly Reported	Average Weekly Number of Locations	Long Term Care Cumulative Deaths	Long Term Care Deaths as % of Total Deaths <sup>4</sup>
						Positive	Positive <sup>3</sup>	Recovered	Locations	Deaths	Deaths <sup>4</sup>
Mar 07 - April 10	1510	34	*	*	*	*	*	*	*	*	*
April 11 - April 17	2513	74	1003	40	*	231	*	*	7	*	*
April 18 - April 24	5092	112	2579	38	*	378	*	*	11	*	*
April 25 - May 01	8641	175	3549	63	*	668	*	*	22	*	*
May 02 - May 08	11671	252	3030	77	*	975	*	*	28	*	*
May 09 - May 15	14328	346	2657	94	*	1193	*	*	33	*	*
May 16 - May 22	16795	444	2467	98	34	1470	862	608	37	235	52.9
May 23 - May 29	19142	528	2347	84	13	1554	874	680	37	248	47.0
May 30 - June 05	21438	598	2296	70	52	1569	808	761	40	300	50.2
June 06 - June 12	23555	650	2117	52	41	1423	631	792	37	341	52.5
June 13 - June 19	25424	681	1869	31	12	1161	474	687	34	353	51.8
June 20 - June 26	27933	704	2509	23	9	822	309	513	28	362	51.4
June 27 - July 03	30923	721	2990	17	19	611	180	431	21	381	52.8
July 04 - July 10	34528	748	3605	27	15	404	147	257	18	396	52.9
July 11 - July 17	37904	787	3376	39	22	359	272	87	15	418	53.1
July 18 - July 24	41628	826	3724	39	29	497	377	120	19	447	54.1
July 25 - July 31	44936	872	3308	46	23	689	448	241	22	470	53.9
Aug 01 - Aug 07	48112	925	3176	53	26	802	407	395	24	496	53.6
Aug 08 - Aug 14	51640	973	3528	48	25	852	368	484	27	521	53.5
Aug 15 - Aug 21	55496	1030	3856	57	30	975	392	583	32	551	53.5
Aug 22 - Aug 28**	63112	1108	7616	78	44	1095	437	658	35	595	53.7
Aug 29 - Sept 04	69006	1160	5894	52	26	913	442	471	32	621	53.5
Sept 05 - Sept 11	73547	1216	4541	56	28	811	444	367	30	649	53.4
Sept 12 - Sept 18	79128	1264	5581	48	15	893	462	431	37	664	52.5
Sept 19 - Sept 25	85425	1311	6297	47	20	961	429	532	43	684	52.2
Sept 26 - Oct 02	91861	1377	6436	66	25	1102	422	680	51	709	51.5
Oct 03 - Oct 09	98356	1454	6495	77	27	1142	498	644	54	736	50.6
Oct 10 - Oct 16	106147	1526	7791	72	31	1356	695	661	59	767	50.3
Oct 17 - Oct 23	114463	1629	8316	103	38	1740	1041	699	67	805	49.4
Oct 24 - Oct 30	127357	1715	12894	86	35	2118	1257	861	72	840	49.0
Oct 31 - Nov 06	148391	1829	21034	114	46	2548	1490	1058	85	886	48.4
Nov 07 - Nov 13	180253	1972	31862	143	46	2940	1650	1290	98	932	47.3
Nov 14 - Nov 20	206660	2159	26407	187	61	3292	1746	1546	103	993	46.0
Nov 21 - Nov 27	225783	2360	19123	201	66	4593	2687	1906	142	1059	44.9
Nov 28 - Dec 04	242062	2665	16279	305	55	5120	2902	2218	155	1114	41.8

<sup>1</sup>Long term care reporting data includes both facility residents and staff combined together in counts of cases and deaths; <sup>2</sup>Source: Iowa Department of Public Health; <sup>3</sup>Actively positive cases are calculated by subtracting the reported recovered from the reported positives; <sup>4</sup>Cumulative long term care deaths divided by cumulative total deaths and multiplied by 100; \*not available; \*\* On August 27th, the Iowa Department of Public Health added the cumulative positive Covid-19 cases identified by antigen testing (1,377) to the state cumulative Covid-19 total cases identified by PCR (polymerase chain reaction) testing. Before August 27th, the reported state positive totals were based only on PCR testing. The data reported here for the week of August 22-August 28 reflect the totals *with* the added antigen cases even though some of those cases were from previous weeks and months, not from just that week.

Figure 4. Weekly Additional Covid-19 Cases, Iowa, 2020



Unfortunately for Iowa, there was a heavy increase in Covid-19 cases starting in October and continuing into November. Community spread of the virus reached dramatic record levels of new cases across the state. During the week of November 13th, Iowa reported nearly 32,000 new cases of Covid-19, a record high (Figure 4, Table 1).

Community spread in Iowa then led to spread into long term care facilities. The number of reported positive cases rose from around 3,000 in early November to over 5,000 by early December, of which nearly 3,000 were still actively positive as of this writing (Figure 2, Table 1).

Many more long term care facilities were reporting positive cases in November and into December than in earlier months (Table 2). In September, 38 facilities had active positive cases. That number rose to 63 in October and 113 in November. Most facilities that had active positive cases in November carried over cases into December giving a record high of 153 locations with active positive Covid-19 cases through December

4th. Also by that time, 90 of Iowa's 99 counties had positive cases reported in long term care facilities in their county at some time since Covid-19 has been reported in Iowa (Table 2).

In general, once a few cases have been reported at a facility, the virus may spread, sometimes rapidly, to other residents or staff. Because of the older age and infirm characteristics of many long term care residents, the recovery period can be lengthy. For some facilities, it has taken several weeks to several months before all the active positive cases have resolved and the location is no longer on the active cases list (Table 2).

IDPH has reported Covid-19 deaths from long term care facilities although not by county or facility. Only state level totals of Covid-19 deaths have been reported for long term care facilities. Keeping in mind that the number of deaths reported in any given week can result from cases in any previous week, early on, weekly statewide deaths from long term care facilities numbered 50 or fewer but accounted for somewhat over half

of all deaths attributed to Covid-19 in Iowa. Long term care facilities with older residents who have fragile health conditions have been hit especially hard with the spread of Covid-19 (Figure 3, Table 1).

Unfortunately, in November, total deaths across Iowa from Covid-19 increased sharply surpassing 300 during the week of December 4th (Figure 3, Table 1). Although deaths reported from long term care facilities increased, they have not increased at the rapid rate of Covid-19 deaths across the state. For the week of December 4th, long term care deaths accounted for approximately 42% of all Iowa Covid-19 deaths in the state (Table 1).

Iowa's statewide weekly case load of new Covid-19 cases decreased in later November and into December (Figure 4, Table 1). Although it may be premature to say, as of this writing, there has not yet been a noticeable surge in Iowa of cases that may have resulted from Thanksgiving and holiday gatherings and travel. Even though new cases have declined across the state, active cases in long term locations still remain elevated likely due to the longer length of recovery time needed for persons who are older and have underlying health conditions..

As of this writing, there is hope that a Covid-19 vaccine may be available in the very near future. Health care workers and long term care residents and staff are at the top of the priority list to receive the vaccine as soon as it is available. Hopefully we can soon show decreases in cases as the vaccine becomes readily available.

# Covid-19 in Iowa: Long Term Care Cases and Deaths

Table 2. Number of Long Term Care Facilities and Months<sup>1</sup> with Reported Active Covid-19 Cases by County, Iowa, 2020.<sup>2</sup>

Number by County	Facility	Apr	May	Jun	Jul	Aug	Sept	Oct	Nov	Dec <sup>3</sup>
Adair	2 Good Samaritan Society Fontanelle								X	X
	Community Care Center							X	X	X
Adams	0									
Allamakee	2 Northgate Care Center								X	X
	Thornton Manor Nursing Care							X	X	X
Appanoose	2 Golden Age Care Center							X	X	X
	Centerville Specialty Care								X	X
Audubon	1 Exira Care Center							X	X	X
Benton	2 Vinton Lutheran Home							X	X	X
	Keystone Nursing								X	X
Black Hawk	11 Pinnacle Specialty Care					X	X	X	X	X
	Ravenwood Specialty							X	X	X
	Manorcare Health Services Waterloo							X	X	X
	Cedar Falls Health Care Center								X	X
	LaPorte City Specialty Care								X	X
	Northcrest Specialty Care					X	X		X	X
	Suites of Western Home Communities								X	X
	Friendship Village			X	X					
	Harmony House ABCM	X	X	X			X	X		
	New Aldaya Lifescapes		X	X						X
	Pillar of Cedar Valley		X	X	X					X
Boone	2 Eastern Star Masonic Home							X	X	
	Madrid Home for Aging					X	X			
Bremer	4 Denver Sunset Home						X	X		
	Hillcrest Home								X	X
	Bartels Lutheran	X	X	X				X	X	X
	Tripoli Nursing & Rehab							X	X	X
Buchanan	1 ABCM Rehab Centers Independence East									X
Buena Vista	3 Methodist Manor Retirement Community								X	X
	Pleasant View			X	X					X
	Good Samaritan Newell			X	X					
Butler	2 Maple Manor Village								X	X
	Valley View Community								X	X
Calhoun	0									
Carroll	3 Regency Park Nursing Rehab							X	X	X
	St Anthony Regional Hosp HSP								X	X
	Thomas Rest Haven					X	X	X		
Cass	3 Atlantic Specialty Care							X	X	X
	Griswold Rehat & Health Care Center							X	X	X
	Heritage House								X	X
Cedar	2 Crestview Specialty Care								X	X
	Clarence Nursing Home							X	X	
Cerro Gordo	3 Oakwood Care Center								X	X
	Good Shepherd Health			X	X	X		X	X	X
	IIOF Home and Community Therapy Center									X
Cherokee	3 Cherokee Specialty Care							X	X	X
	Heartland Care Center								X	X
	Accura Healthcare Cherokee								X	X
Chickasaw	1 New Hampton Nursing & Rehab						X	X		
Clarke	0									
Clay	0									
Clayton	3 Guttenberg Care Center								X	X
	Great River Care Center								X	X
	Elkader Care Center								X	X
Clinton	4 Alverno Senior Care			X	X	X	X	X	X	X
	Wheatland Manor								X	X
	Westwing Place								X	X
	Eagle Point Health Care					X	X	X		
Crawford	2 Eventide Lutheran Home						X	X	X	X
	Denison Care Center							X	X	X
Dallas	6 Edgewater Wesley Active Life								X	X
	Arbor Springs West DSM			X	X	X				
	Perry Lutheran Home						X	X	X	
	Granger Nursing Rehab	X	X	X	X	X	X	X		
	Pearl Valley Rehab Nursing	X	X							
	Rowley Mem Masonic		X	X						
Davis	1 Bloomfield Care Center								X	X
Decatur	1 Westview Acres Care Center								X	X
Delaware	2 Good Neighbor Home						X	X	X	X
	Edgewood Convalescent Home			X	X			X	X	X
Des Moines	3 Oakview Nursing and Rehab								X	X
	Danville Care Center					X	X	X		
	Azria Health Prairie Ridge			X						

## Covid-19 in Iowa: Long Term Care Cases and Deaths

Table 2. Number of Long Term Care Facilities and Months<sup>1</sup> with Reported Active Covid-19 Cases by County, Iowa, 2020.<sup>2</sup> (continued)

Number by County	Facility	Apr	May	Jun	Jul	Aug	Sept	Oct	Nov	Dec <sup>3</sup>
Dickinson	1 Accura Health Milford			X	X				X	X
Dubuque	10 Sunnycrest Manor						X	X	X	
	MercyOne Dyersville Senior HSF-NSF						X	X	X	
	Luther Manor Communities							X	X	X
	Shady Rest Care Center							X	X	X
	ManorCare Health Services Dubuque								X	X
	Bethany Home								X	X
	Hawkeye Care Center Dubuque								X	X
	Grand Meadows				X	X				
	Stonehill Care Center								X	X
	Dubuque Specialty Care	X	X	X	X				X	X
Emmet	3 Pearl Valley Rehab & Nursing Estherville								X	X
	Good Samaritan Society Estherville							X	X	
	Valley Vue Care				X	X				
Fayette	2 MercyOne Oelwein Senior Care								X	X
	Grandview Health Care							X	X	
Floyd	3 Chautauqua Guest Home 2								X	X
	Chautauqua Guest Home 3									X
	Nora Springs Care Center						X	X	X	
Franklin	2 Rehabilitation Center Hampton				X	X	X	X		
	Sheffield Care Center				X	X				
Fremont	0									
Greene	1 Regency Park Nursing Rehab								X	X
Grundy	1 Creekside						X	X		
Guthrie	1 Panora Specialty Care						X	X		
Hamilton	2 Crestview Nursing & Rehab								X	X
	Southfield Wellness Community								X	X
Hancock	3 Kanawha Community Home						X	X		
	Westview Care Center							X	X	X
	Concord Care Center								X	X
Hardin	2 Hubbard Care Center							X	X	X
	Grand Jivante								X	X
Harrison	3 Longview Home							X	X	X
	Dunlap Specialty Care							X	X	
	Rose Vista Home						X	X	X	
Henry	2 Arbor Court							X	X	X
	New London Specialty Care								X	X
Howard	2 Patty Elwood Center							X	X	X
	Evans Memorial Home				X	X	X	X		
Humboldt	2 QHC Humboldt South								X	X
	QHC Humboldt North								X	X
Ida	2 Good Samaritan Society Holstein							X	X	X
	Willow Dale Wellness Village								X	X
Iowa	1 Colonial Manor Amana							X	X	X
Jackson	0									
Jasper	3 Newton Health Care Center				X	X	X			
	Accura Healthcare Newton	X	X	X						
	Wesley Park Centre	X	X	X				X	X	X
Jefferson	2 Parkview Care Center								X	X
	Sunny Brook Living Care Center								X	X
Johnson	2 Lantern Park Specialty Care								X	X
	Solon Nursing Care Center				X	X	X			
Jones	2 Anamosa Care Center								X	X
	Monticello Nursing & Rehab								X	X
Keokuk	3 Manor House Care Center								X	X
	Sigourney Health Care						X	X	X	X
	Keota Health Care Center								X	X
Kossuth	4 Titonka Care Center							X	X	
	Good Samaritan Society Algona								X	X
	Algona Manor Care Center									X
	Accura Healthcare Bancroft								X	X
Lee	3 West Point Care Center								X	X
	River Hills Village						X	X	X	X
	Montrose Health Center							X	X	
Linn	12 Cottage Grove Place		X	X		X				
	Heritage Specialty Care	X	X							
	Linn Manor Care	X	X	X						
	Living Center West	X	X	X						
	ManorCare Health Services	X	X	X						
	Willow Gardens Care			X	X			X	X	X
	Winslow House Care Center				X	X	X	X		
	Hiawatha Care Center						X	X	X	X

# Covid-19 in Iowa: Long Term Care Cases and Deaths

Table 2. Number of Long Term Care Facilities and Months<sup>1</sup> with Reported Active Covid-19 Cases by County, Iowa, 2020.<sup>2</sup> (continued)

Number by County	Facility	Apr	May	Jun	Jul	Aug	Sept	Oct	Nov	Dec <sup>3</sup>
Linn	West Ridge Care Center								X	X
	The Gardens of Cedar Rapids								X	X
	Meth Wick Health Center									X
Louisa	2 Terrace Glen Village								X	X
	Morning Sun Care Center								X	X
Lucas	0 Wapello Specialty Care			X	X				X	X
	Lyon	3 Fellowship Village						X	X	X
Madison	Lyon Specialty Care							X	X	X
	1 Good Samaritan George				X	X	X		X	X
	QHC Winterset North							X	X	X
Mahaska	2 Oskaloosa Care Center							X	X	X
	Crystal Heights			X	X	X				
Marion	3 Accura Healthcare Knoxville								X	X
	The Cottages								X	X
	West Ridge Specialty Care						X	X		
Marshall	4 Southridge Specialty Care							X	X	X
	Grandview Heights				X	X				
	Accura Healthcare Marshalltown			X	X					
	Iowa Veterans Home	X	X	X		X	X		X	X
Mills	1 Glen Haven Village						X	X	X	
Mitchell	3 Riceville Family Care Therapy								X	X
	Good Samaritan Society St Ansgar									X
	Faith Lutheran Home							X	X	
Monona	2 Elmwood Care Center								X	X
	Maple Heights Nursing Home								X	
Monroe	1 Oakview Specialty Care			X	X					
Montgomery	4 Accura Healthcare Stanton								X	X
	Red Oak Rehab and Care Center									X
	Good Samaritan Red Oak									X
	Good Samaritan Villisca				X					
Muscatine	5 Premier Estates Muscatine					X	X	X		
	Simpson Memorial Home						X	X	X	X
	Lutheran Living Senior Campus	X	X	X					X	X
	Pearl Valley Rehab Nursing		X	X					X	X
	Wilton Retirement	X	X	X						
O'Brien	2 Prairie View Home					X	X	X	X	X
	Sanford Senior Care Sheldon							X	X	X
Osceola	1 Country View Manor								X	X
Page	1 Garden View Care Center							X	X	X
Palo Alto	1 Ruthven Community Care Center							X	X	
Plymouth	5 Good Samaritan LeMars				X	X	X		X	X
	Accura Healthcare LeMars								X	X
	Happy Siesta						X	X	X	
	Akron Care Center						X	X		
	Kingsley Specialty Care					X	X			
Pocahontas	1 Pocahontas Manor								X	X
Polk	21 Altoona Nursing Rehab		X	X					X	X
	Bishop Drumm	X	X	X			X	X	X	X
	Childserve Habilitation Center								X	X
	Fleur Heights Center Wellness	X	X	X						
	Mitchell Village Care Center	X	X	X			X	X		
	On With Life	X	X				X	X		
	Sunny View Care				X	X				
	Karen Acres Healthcare Center				X	X	X			
	Fountain West Health						X			
	ManorCare Health Services West DSM						X	X	X	
	Parkridge Specialty Care				X	X	X	X		
	Rehabilitation Center DSM			X	X				X	X
	Polk City Nursing		X	X						
	Trinity Center Luther Park	X	X	X	X					
	University Park Nursing	X	X	X						
	Calvin Community		X	X		X	X			
	Ramsey Village		X	X						
	Wesley Acres		X	X				X	X	X
	Mill Pond Health Care		X	X	X					
	Iowa Jewish Senior Life			X	X		X	X	X	
	Prairie Vista Village								X	X
Pottawattamie	4 Risen Son Christian Village			X	X	X	X		X	X
	Midlands Living Center LLC								X	X
	Bethany Lutheran								X	X
	Oakland Manor				X	X	X			

## Covid-19 in Iowa: Long Term Care Cases and Deaths

Table 2. Number of Long Term Care Facilities and Months<sup>1</sup> with Reported Active Covid-19 Cases by County, Iowa, 2020.<sup>2</sup> (continued)

Number by County	Facility	Apr	May	Jun	Jul	Aug	Sept	Oct	Nov	Dec <sup>3</sup>
Poweshiek	2								X	X
	Grinnell Health Care Center								X	X
	St. Francis Manor	X	X	X						
Ringgold	1								X	X
	Clearview Home Mt Ayr								X	X
Sac	2								X	X
	Black Hawk Life Care Center								X	X
	Twilight Acres								X	X
Scott	9							X	X	X
	Ivy at Davenport							X	X	X
	ManorCare Health Services Utica Ridge								X	X
	Davenport Lutheran Home							X	X	X
	Riverview Manor Healthcare							X	X	X
	Iowa Masonic Facilities				X	X			X	X
	Ridgecrest Village					X	X	X		
	Good Samaritan Society Davenport								X	X
	Kahl Home						X	X	X	X
	Bettendorf Health Care Center								X	X
Shelby	2							X	X	X
	Salem Lutheran Home							X	X	X
	Elm Crest Retirement Community								X	X
Sioux	5								X	X
	Pleasant Acres Care Center								X	X
	Sioux Center Health Royale Meadows								X	X
	Hillcrest									X
	Hegg Memorial Health Center HSP-NF						X	X		
	Prairie Ridge Care Center				X	X				
Story	4								X	X
	Rolling Green Village								X	X
	Green Hills									X
	Bethany Life			X	X					
	Accura Health Ames				X	X				
Tama	4						X	X	X	X
	Sunrise Hill Care Center						X	X	X	X
	Premier Estates Toledo	X	X							X
	Westbrook Acres	X	X	X						
	Sunnycrest Nursing		X	X				X	X	
Taylor	0									
Union	1								X	X
	Creston Specialty Care								X	X
Van Buren	1							X	X	X
	Keosauqua Health Care Center							X	X	X
Wapello	3					X	X	X	X	
	Good Samaritan Society Ottumwa					X	X	X	X	
	Vista Woods Care Center		X	X	X			X	X	
	Ridgewood Specialty Care								X	X
Warren	3							X	X	X
	Carlisle Center for Wellness & Rehab							X	X	X
	Norwalk Nursing & Rehab				X	X				
	The Village									X
Washington	4								X	X
	Pleasant View								X	X
	Halcyon House								X	X
	Luther Living Senior Campus		X							
	Mcreedy Home	X	X							
Wayne	1								X	X
	Corydon Specialty Care								X	X
Webster	5					X	X	X	X	X
	Marian Home					X	X	X	X	X
	QHC Fort Dodge Villa					X	X	X	X	X
	Friendship Haven							X	X	X
	Fort Dodge Health and Rehab								X	X
	Pearl Valley Rehab Nursing Gowrie				X					
Winnebago	3					X	X	X		
	Good Samaritan Forest City					X	X	X		
	Timely Mission Nursing Home						X	X		
	Lake Mills Care Center							X	X	X
Winneshiek	3								X	X
	Wellington Place								X	X
	Ossian Senior Hospice									X
	Aase Hauge Home					X	X	X		
Woodbury	7						X	X	X	
	Sunrise Retirement Community						X	X	X	
	Embassy Rehab and Care Center						X	X	X	
	Touchstone Healthcare			X	X	X				
	Westwood Specialty Care							X	X	
	Holy Spirit Retirement		X	X				X	X	X
	Countryside Health Care Center								X	X
	Accura Healthcare Sioux City								X	X
Worth	0									
Wright	3								X	X
	Rotary Senior Living								X	X
	Rehabilitation Center Belmond								X	X
	Clarion Wellness and Rehab Center									X
State of Iowa	273									
	Average Number:	14	34	33	18	30	38	63	113	153 <sup>3</sup>

<sup>1</sup>X indicates month when any days were reported with active Covid-19 cases; <sup>2</sup>Source: Iowa Department of Public Health; <sup>3</sup>through December 4, 2020

# Covid-19 in Iowa: Long Term Care Cases and Deaths

---

This report, others in the series, along with other information related to Covid-19 in Iowa and nationwide is available at: <https://indicators.extension.iastate.edu/Indicators/COVID19/>

## Notes

<sup>1</sup>The source for the Covid-19 data reviewed here is the Iowa Department of Public Health (IDPH). Through the months that Covid-19 cases have been reported in Iowa, the Iowa Department of Public Health has utilized several methods of reporting the cases and testing in Iowa. These include press reports, web sites, data tables and files, mapping, and graphing. The data in this report have been gathered from a number of these methods. Several web sites directly from or affiliated with the Iowa Department of Public Health have been used. These include: <https://www.idph.iowa.gov/>; <https://idph.iowa.gov/Emerging-Health-Issues/Novel-Coronavirus/>; <https://coronavirus.iowa.gov/>; <https://coronavirus.iowa.gov/pages/access/>; <https://open-iowa.opendata.arcgis.com/datasets/iacovid19-demographics/>; and <https://open-iowa.opendata.arcgis.com/datasets/ia-covid19-cases/>

<sup>2</sup>Coronavirus disease 2019 (COVID-19) is defined as illness caused by a novel coronavirus now called severe acute respiratory syndrome coronavirus 2 (SARS-CoV-2; formerly called 2019-nCoV) <https://www.medscape.com/answers/2500114-197401/what-is-covid-19>. For symptoms see: <https://www.cdc.gov/coronavirus/2019-ncov/symptoms-testing/symptoms.html> For additional risks for older persons see: <https://www.cdc.gov/coronavirus/2019-ncov/need-extra-precautions/older-adults.html>

<sup>3</sup>Long term care facilities provide a variety of services, both medical and personal care, to people who are unable to live independently. <https://www.cdc.gov/longtermcare/index.html> <https://www.iowahealthcare.org/directory>

<sup>4</sup>Case and recovered numbers include both residents and staff <https://coronavirus.iowa.gov/pages/long-term-care>

<sup>5</sup>Although cases are reported on a daily basis, there are day-by-day variations in reporting that include weekends and holidays that make it useful to aggregate cases and reporting on a weekly basis to look at trends. The weeks reported here start with cases and tests reported for a Saturday and end with the reporting for the following Friday.

*Sandra Charvat Burke*  
*Iowa State University*  
*Ames, IA*  
*515-294-9307*  
*schurke@iastate.edu*  
*December 8, 2020*

This institution is an equal opportunity provider. For the full non-discrimination statement or accommodation inquiries, go to [www.extension.iastate.edu/diversity/ext](http://www.extension.iastate.edu/diversity/ext)

*Iowa State University Extension and Outreach Indicators Portal: [www.indicators.extension.iastate.edu](http://www.indicators.extension.iastate.edu)*

**IOWA STATE UNIVERSITY**  
Extension and Outreach  
Community and Economic Development